

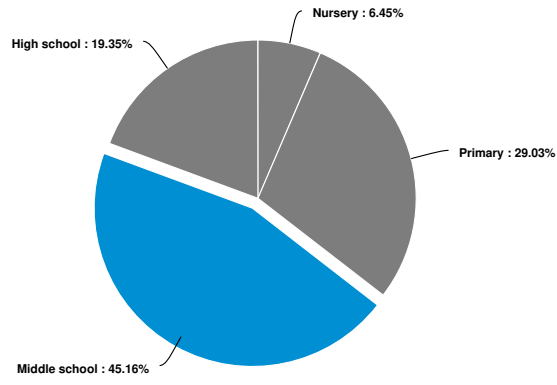
86 39 22 56.41% 17 8 mins

Viewed Total Responses Completed Completion Rate Dropouts Average Time



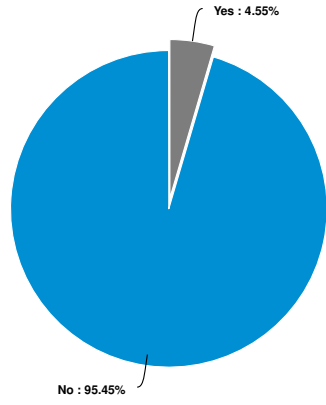
Countries	Responses
VN	89.74%
FR	5.13%
ES	2.56%
TR	2.56%
Total	100.00%

What level of education are your children (Multiple answers possible)?



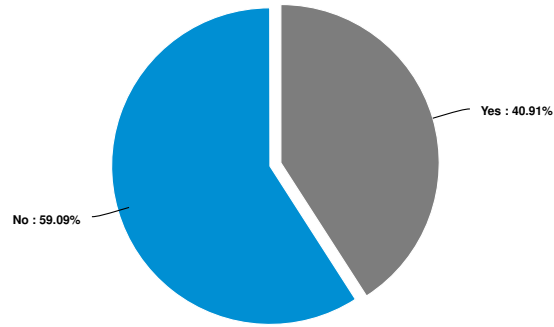
Answer	Count	Percent	20%	40%	60%	80%	100%
Nursery	2	6.45%					
Primary	9	29.03%					
Middle school	14	45.16%					
High school	6	19.35%					
Total	31	100%					

Are you a scholarship beneficiary?



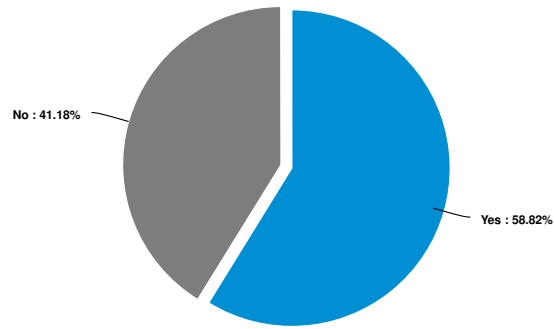
Answer	Count	Percent	20%	40%	60%	80%	100%
Yes	1	4,55%					
No	21	95,45%					
Total	22	100%					

Are you a French speaking family at home (at least one parent)?



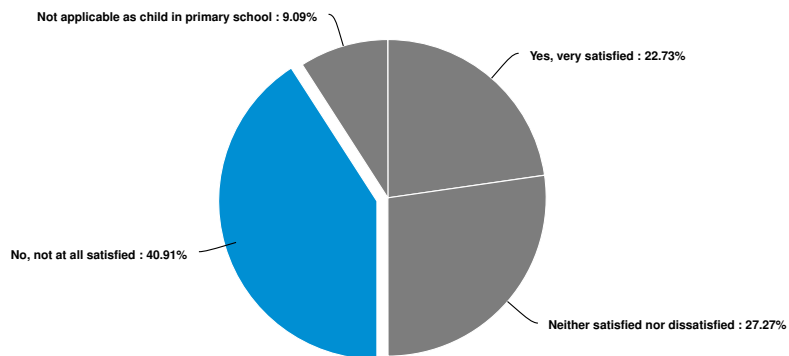
Answer	Count	Percent	20%	40%	60%	80%	100%
Yes	9	40.91%					
No	13	59.09%					
Total	22	100%					

Do you feel that you have been well informed about the reduction in hours decided by the school?



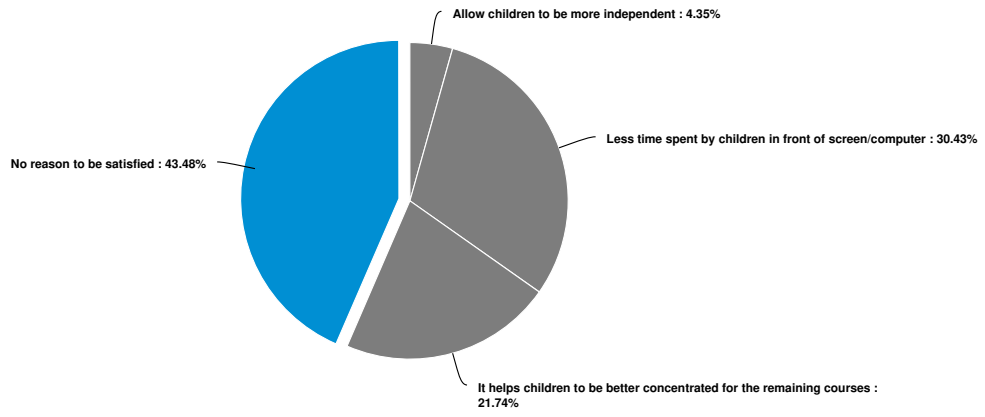
Answer	Count	Percent	20%	40%	60%	80%	100%
Yes	10	58.82%					
No	7	41.18%					
Total	17	100%					

Are you satisfied with the pedagogical team's decision to reduce the number of online courses?



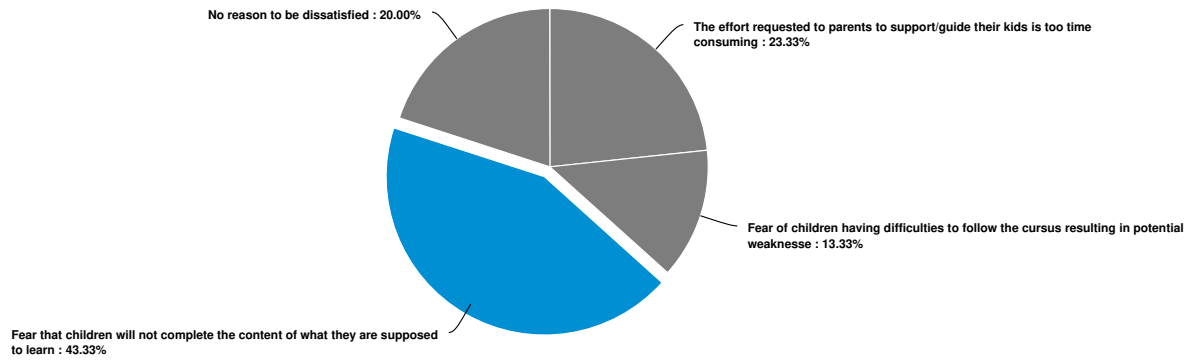
Answer	Count	Percent	20%	40%	60%	80%	100%
Yes, very satisfied	5	22.73%	<div style="width: 22.73%;"></div>				
Neither satisfied nor dissatisfied	6	27.27%	<div style="width: 27.27%;"></div>				
No, not at all satisfied	9	40.91%	<div style="width: 40.91%;"></div>				
Not applicable as child in primary school	2	9.09%	<div style="width: 9.09%;"></div>				
Total	22	100%					

If you are satisfied, for what reasons are you satisfied with the reduction in the number of online courses/hours?



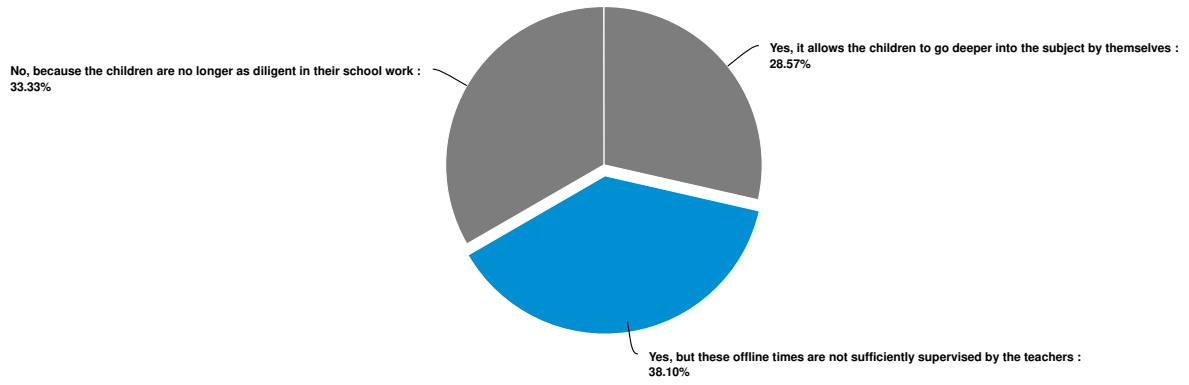
Answer	Count	Percent	20%	40%	60%	80%	100%
Allow children to be more independent	1	4.35%					
Less time spent by children in front of screen/computer	7	30.43%					
It helps children to be better concentrated for the remaining courses	5	21.74%					
No reason to be satisfied	10	43.48%					
Total	23	100%					

If you are unsatisfied, for what reasons are you not satisfied with the reduction in the number of online lessons/hours?



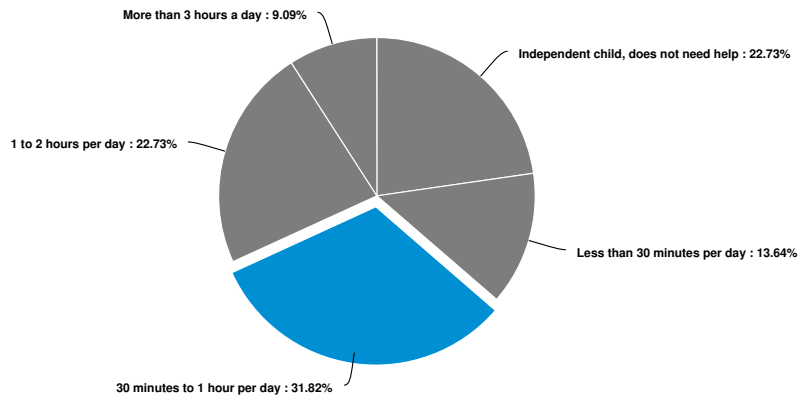
Answer	Count	Percent	20%	40%	60%	80%	100%
The effort requested to parents to support/guide their kids is too time consuming	7	23.33%	<div style="width: 23.33%;"></div>				
Fear of children having difficulties to follow the cursus resulting in potential weaknesses	4	13.33%	<div style="width: 13.33%;"></div>				
Fear that children will not complete the content of what they are supposed to learn	13	43.33%	<div style="width: 43.33%;"></div>				
No reason to be dissatisfied	6	20%	<div style="width: 20%;"></div>				
Total	30	100%					

Are offline times with set work (for secondary school children) or reduced daily hours (for primary school children) beneficial for your children?



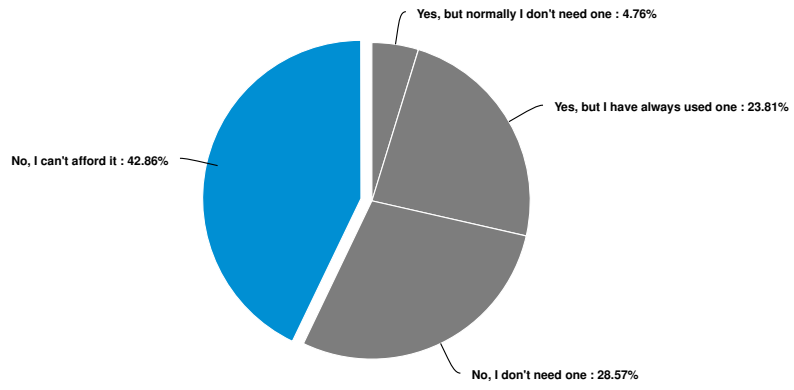
Answer	Count	Percent	20%	40%	60%	80%	100%
Yes, it allows the children to go deeper into the subject by themselves	6	28.57%	<div style="width: 28.57%;"></div>				
Yes, but these offline times are not sufficiently supervised by the teachers	8	38.1%	<div style="width: 38.1%;"></div>				
No, because the children are no longer as diligent in their school work	7	33.33%	<div style="width: 33.33%;"></div>				
Total	21	100%					

How much time per day do you spend helping each of your children with distance learning?



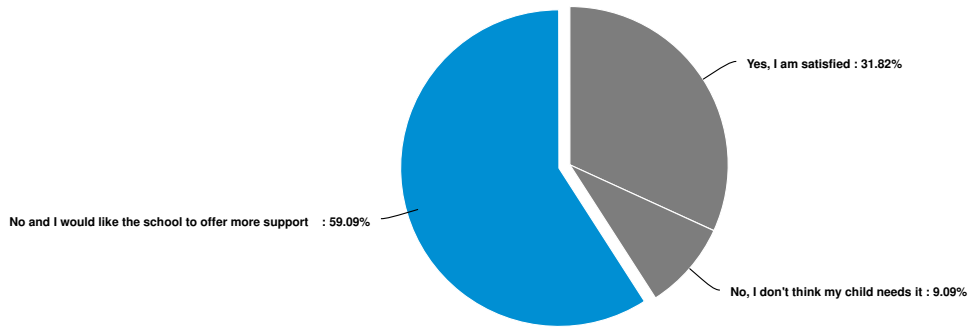
Answer	Count	Percent	20%	40%	60%	80%	100%
Independent child, does not need help	5	22.73%	<div style="width: 22.73%;"></div>				
Less than 30 minutes per day	3	13.64%	<div style="width: 13.64%;"></div>				
30 minutes to 1 hour per day	7	31.82%	<div style="width: 31.82%;"></div>				
1 to 2 hours per day	5	22.73%	<div style="width: 22.73%;"></div>				
2 to 3 hours per day	0	0%	<div style="width: 0%;"></div>				
More than 3 hours a day	2	9.09%	<div style="width: 9.09%;"></div>				
Total	22	100%					

Are you using a tutor/private tuition during this period of distance learning?



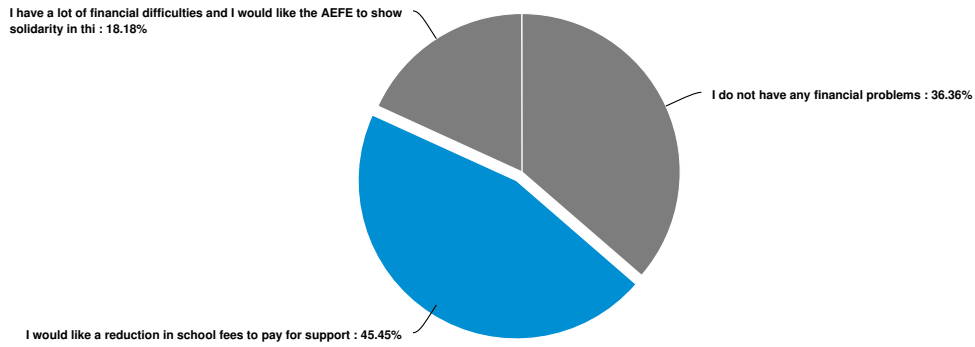
Answer	Count	Percent	20%	40%	60%	80%	100%
Yes, but normally I don't need one	1	4.76%					
Yes, but I have always used one	5	23.81%					
No, I don't need one	6	28.57%					
No, I can't afford it	9	42.86%					
Total	21	100%					

Do you feel that the school offers enough support to your child?



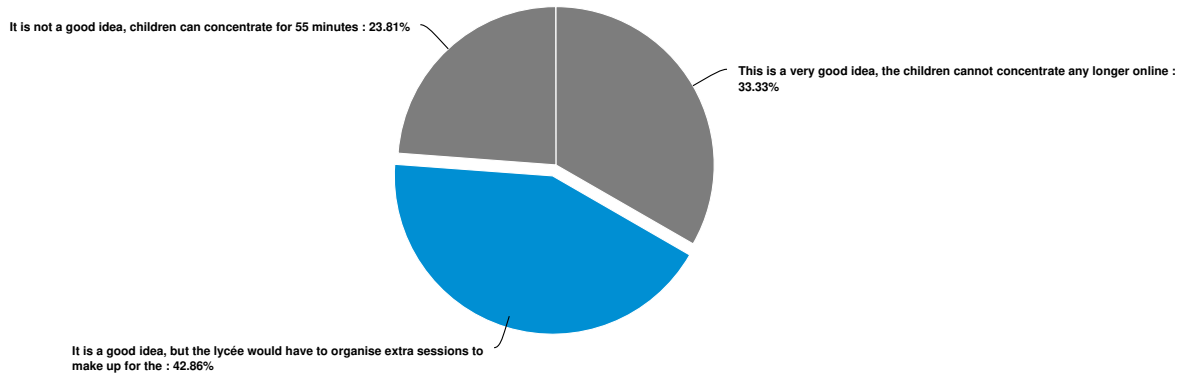
Answer	Count	Percent	20%	40%	60%	80%	100%
Yes, I am satisfied	7	31.82%	<div style="width: 31.82%;"></div>				
No, I don't think my child needs it	2	9.09%	<div style="width: 9.09%;"></div>				
No and I would like the school to offer more support	13	59.09%	<div style="width: 59.09%;"></div>				
Total	22	100%					

About school fees :



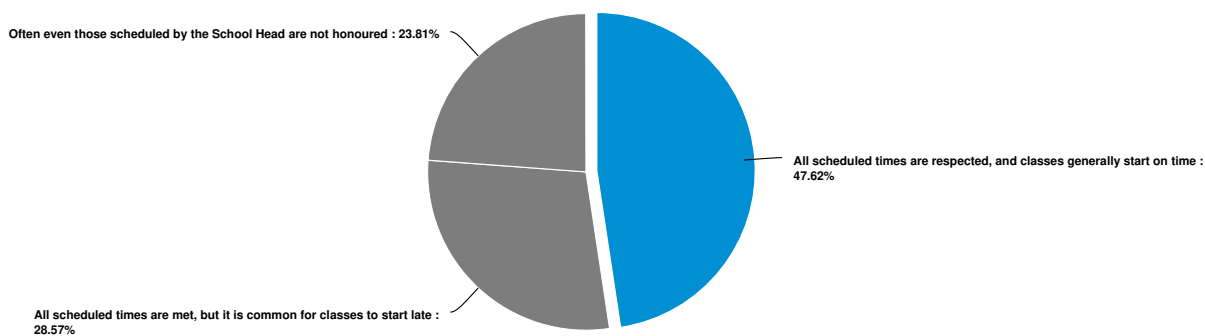
Answer	Count	Percent	20%	40%	60%	80%	100%
I do not have any financial problems	8	36.36%					
I would like a reduction in school fees to pay for support	10	45.45%					
I have a lot of financial difficulties and I would like the AEFE to show solidarity in this difficult period	4	18.18%					
Total	22	100%					

The pedagogical team has decided that the length of each class in the Mid-School and High-School be reduced to 45 minutes instead of the usual 55 minutes:



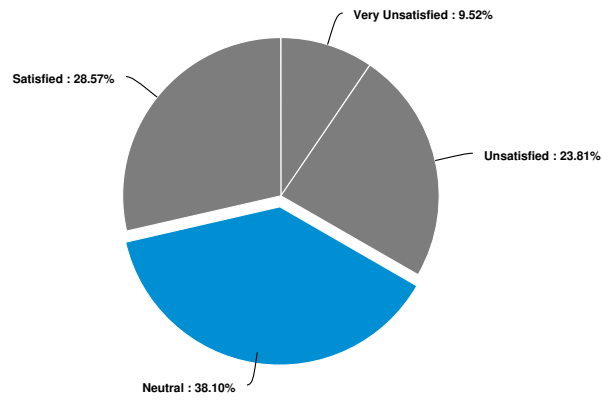
Answer	Count	Percent	20%	40%	60%	80%	100%
This is a very good idea, the children cannot concentrate any longer online	7	33.33%	<div style="width: 33.33%;"></div>				
It is a good idea, but the lycée would have to organise extra sessions to make up for the lost time	9	42.86%	<div style="width: 42.86%;"></div>				
It is not a good idea, children can concentrate for 55 minutes	5	23.81%	<div style="width: 23.81%;"></div>				
Total	21	100%					

Beyond the school's decision to reduce the number of distance learning classes each day, are the timetabled hours actually taking place and under what conditions?



Answer	Count	Percent	20%	40%	60%	80%	100%
All scheduled times are respected, and classes generally start on time	10	47.62%	<div style="width: 47.62%;"></div>				
All scheduled times are met, but it is common for classes to start late	6	28.57%	<div style="width: 28.57%;"></div>				
Often even those scheduled by the School Head are not honoured	5	23.81%	<div style="width: 23.81%;"></div>				
Total	21	100%					

To sum-up, how satisfied are you with the distance learning at LFI Duras since the beginning of the school year in September?



Answer	Count	Percent	20%	40%	60%	80%	100%
Very Unsatisfied	2	9.52%					
Unsatisfied	5	23.81%					
Neutral	8	38.1%					
Satisfied	6	28.57%					
Very Satisfied	0	0%					
Total	21	100%					

